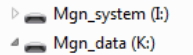


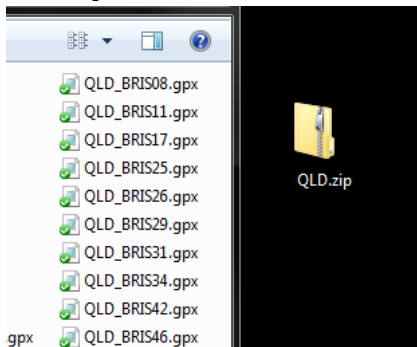


Instructions to downloading **Bicycling Australia Tracks** onto your **Cyclo 500/505 device**

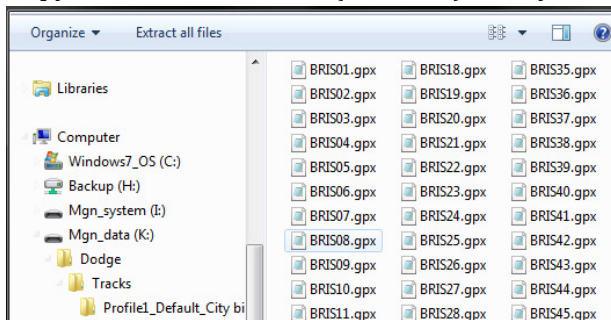
1. Turn your Cyclo device on.
2. Connect it via USB onto your PC/Mac computer. Your computer should detect two drives, “Mgn_system” and “Mgn_data”.



3. Once you have downloaded the tracks from the Magellan website, extract the zip file onto your desktop.



4. On My Computer, locate “Mgn_data” drive > Dodge > Tracks.
5. Copy the extracted tracks (GPX files) from your desktop, onto the Tracks folder.



6. Once completed, disconnect the device from computer and restart. The new tracks can be found in Menu > Navigate > Tracks.